



District Report Card: 2017


State: Chhattisgarh	District: Dantewada
Class: 5	Subject: Language
Schools: 54	Students: 709


Participation/Coverage


Students

<div>GENDER</div> <div></div>	Boys				Girls			
	Number		%		Number		%	
	424		59.80		285		40.20	

<div>AREA</div> <div></div>	Rural				Urban			
	Number		%		Number		%	
	606		85.47		103		14.53	

<div>CATEGORY</div> <div></div>	SC		ST		OBC		GEN	
	Number	%	Number	%	Number	%	Number	%
	34	4.80	535	75.46	121	17.07	19	2.68

<div>CWSN</div> <div></div>	LD	VI	HI	S&LD	ID	Oth
	2	1	0	0	0	0

<div>Management</div> <div></div>	Government			Government-aided		
	Number		%	Number		%
	709		100.00	0		0.00

Average Performance of Students in Language (%)

Overall	Gender		Area		Management		Social Group			
	Male	Female	Rural	Urban	Govt.	Aided	SC	ST	OBC	GEN
48.01	49.31	46.08	49.35	40.13	48.01	0.00	43.14	48.81	47.66	36.49

Performance on Learning Outcomes (LOs)

Learning Outcomes	Description	Average Performance(%)
L504	Reads and comprehends independently storybooks, news items/ headlines, advertisements etc.	47.48
L508	Reads text with comprehension, locates details and sequence of events	48.28

Range of Performance of Students who Answered Correctly							
Below 30%		30% - 50%		50% - 75%		Above 75%	
Number	%	Number	%	Number	%	Number	%
144	20.31	231	32.58	257	36.25	77	10.86

Lowest Performing Learning Outcomes (LOs)

- 1 - Reads and comprehends independently storybooks, news items/ headlines, advertisements etc. (47.48)
- 2 - Reads text with comprehension, locates details and sequence of events (48.28)